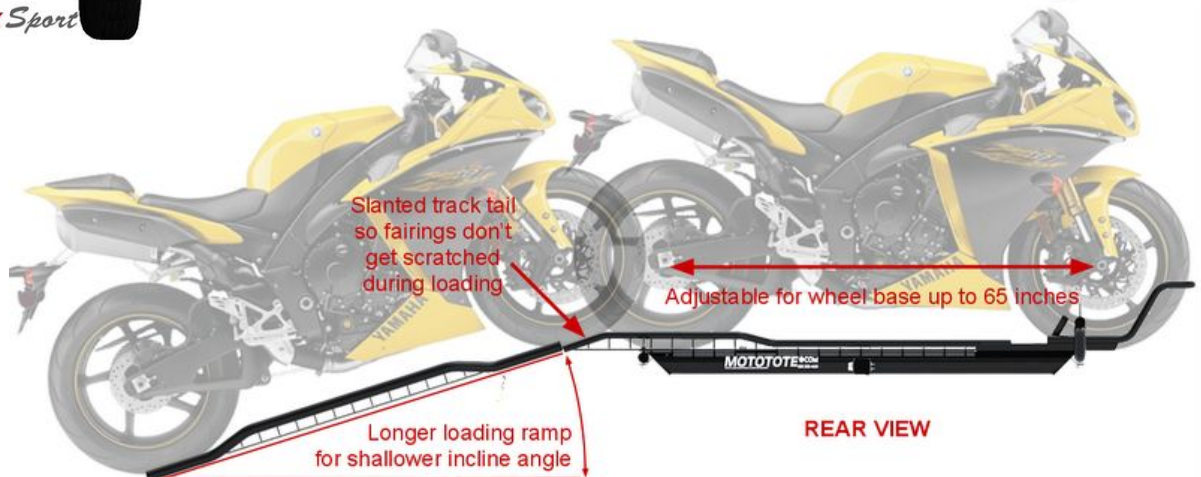
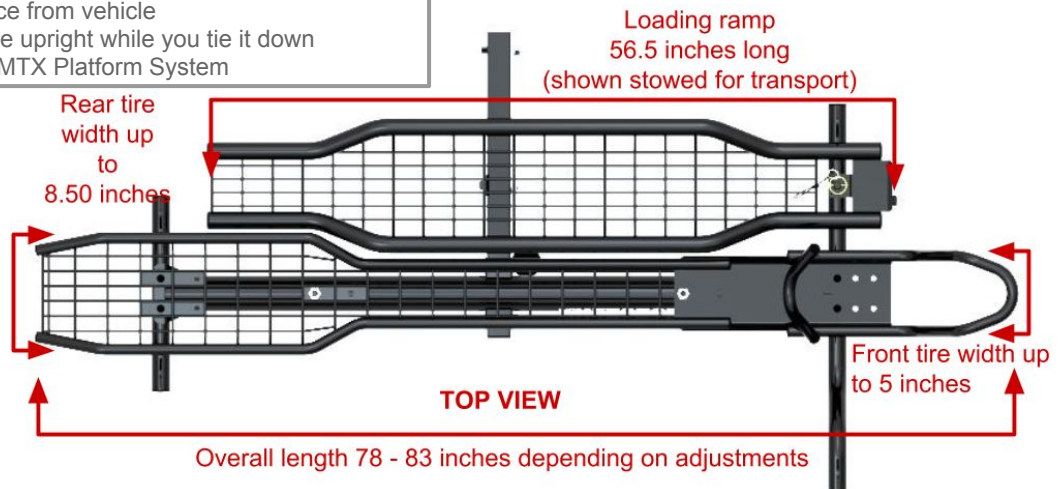
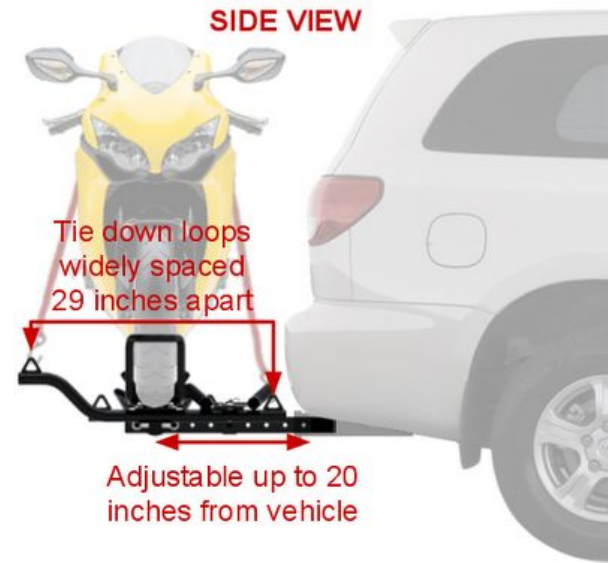


**Product ID: MTXS**

REV 08-25-2020

# MOTOTOTE®

<b>Spec Sheet</b>	<b>MOTOTOTE MTX <i>Sport</i> motorcycle carrier</b>
<b>Hitch Type:</b>	Class III or better 2 inch square
<b>Track width:</b>	5" at front, 8.5" at rear
<b>Wheel base:</b>	Up to 65 inches
<b>Tire Widths:</b>	Front-Up to 5 inches, Rear-Up to 8.50 inches
<b>Weight capacity:</b>	600 lbs.*
<b>Carrier weight:</b>	63 lbs.
<b>Material:</b>	Powder coated steel
<b>Loading Ramp:</b>	Included-56.5 inches long. Matching powder coating. Quick-attaches to carrier for transport when not in use.
<b>Finish:</b>	Baked polyester powder coat Black
<b>Recommended for:</b>	Sport and street bikes weighing up to 550 lbs.*
<b>Suggested retail:</b>	\$540
<b>MOTOTOTE® Standard features:</b>	<ul style="list-style-type: none"> <li>• Easy one time assembly with only one-size wrench</li> <li>• Reversible assembly to position the bike either direction</li> <li>• Exclusive Zero-Wobble (tm) hitch attachment eliminates play</li> <li>• Heavy duty polyester powder coat finish</li> <li>• Quick stowing of loading ramp</li> <li>• Easy Storage – Takes about same space as a bicycle</li> </ul>
<b>MTX <i>Sport</i> New features:</b>	<ul style="list-style-type: none"> <li>• Adjustable wheel base</li> <li>• Adjustable for distance from vehicle</li> <li>• Wheel stop holds bike upright while you tie it down</li> <li>• Compatible with the MTX Platform System</li> </ul>



\*Your vehicle and hitch must be rated to support the combined weight of the bike and the carrier

MOTO-TOTE is a registered trademark of D&D Design, Inc.  
Patent #D393241

by **D&D Design, Inc.**

**For more information, call (888) 333-4621 or visit MOTOTOTE.com**