

Product ID
MT3


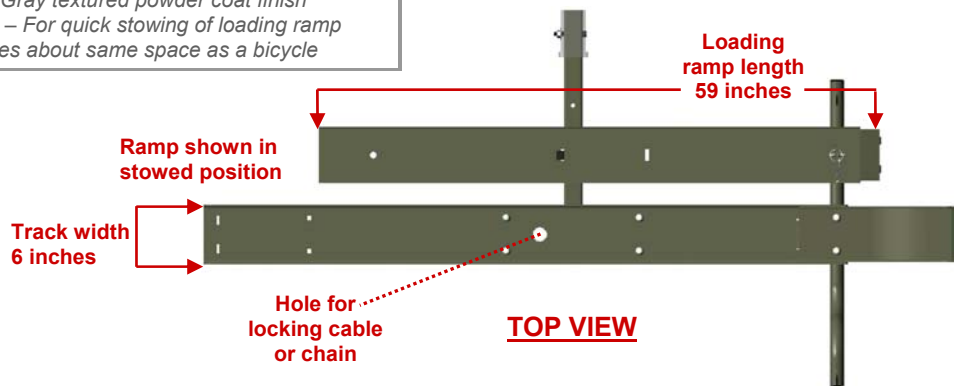

MOTO-TOTE[®]

Motorcycle carriers

Spec Sheet

MOTO-TOTE m3 motorcycle carrier

Hitch type:	Class III or better 2 inch square
Track width:	6 inches full length
Wheel base:	Up to 65 inches
Tire Widths:	Up to 6 inches
Weight capacity:	450 lbs.*
Carrier weight:	80 lbs.
Material:	1/8 inch (minimum thickness) steel
Ramp:	YES-Matching steel 6" X 59" attaches to carrier for transport when not in use
Finish:	Powder coat Basault Grey
Recommended for:	Scooters and motorcycles up to 450 lbs.*
Suggested retail:	\$349.00
<i>*Your vehicle and hitch must be rated to support the combined weight of the bike and the carrier</i>	<p>All 2004 MOTO-TOTE[®] carriers feature:</p> <ul style="list-style-type: none"> • Easy one time assembly with only one-size wrench or pliers • Reversible assembly to position the bike either direction • Exclusive Zero-Wobble (tm) hitch attachment eliminates play • Heavy duty Basault Gray textured powder coat finish • Upgraded hardware – For quick stowing of loading ramp • Easy Storage – Takes about same space as a bicycle



MOTO-TOTE is a registered trademark of D&D Design, Inc.
Patent #D393241

by **D&D Design, Inc.**

For more information, call (888) 333-4621 or visit MOTOTOTE.com